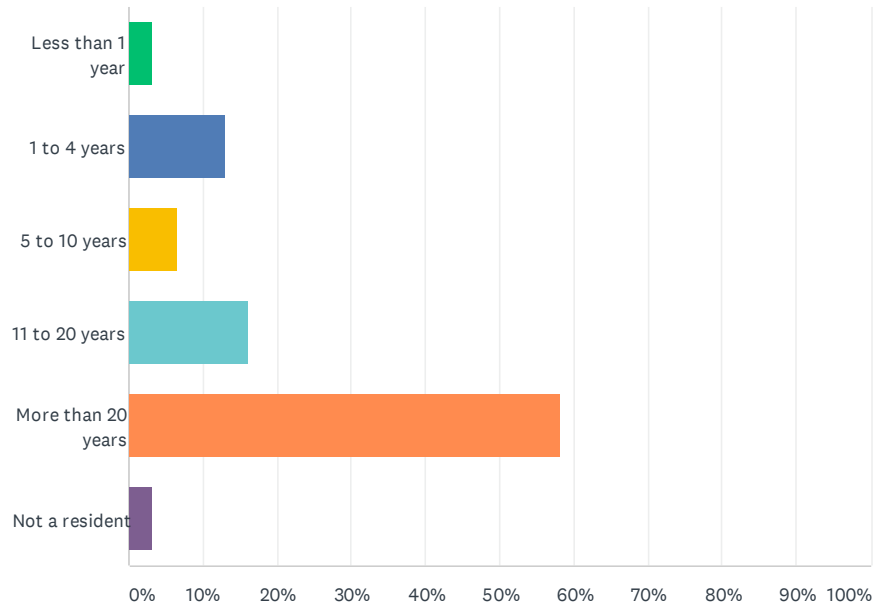


### Q1 How long have you been a local resident?

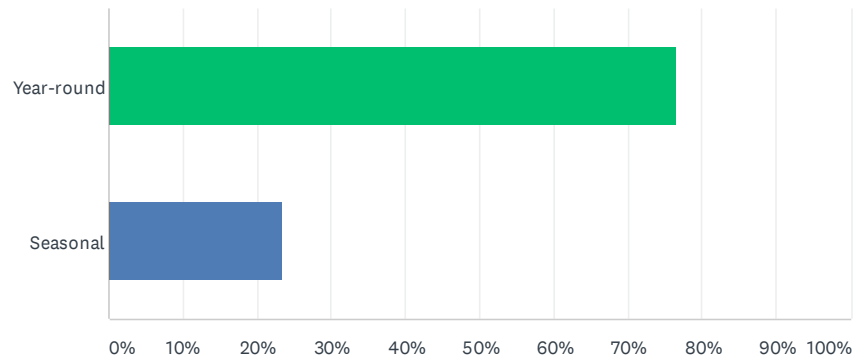
Answered: 31 Skipped: 0



ANSWER CHOICES	RESPONSES	
Less than 1 year	3.23%	1
1 to 4 years	12.90%	4
5 to 10 years	6.45%	2
11 to 20 years	16.13%	5
More than 20 years	58.06%	18
Not a resident	3.23%	1
<b>TOTAL</b>		<b>31</b>

### Q2 If a resident, which kind of resident are you?

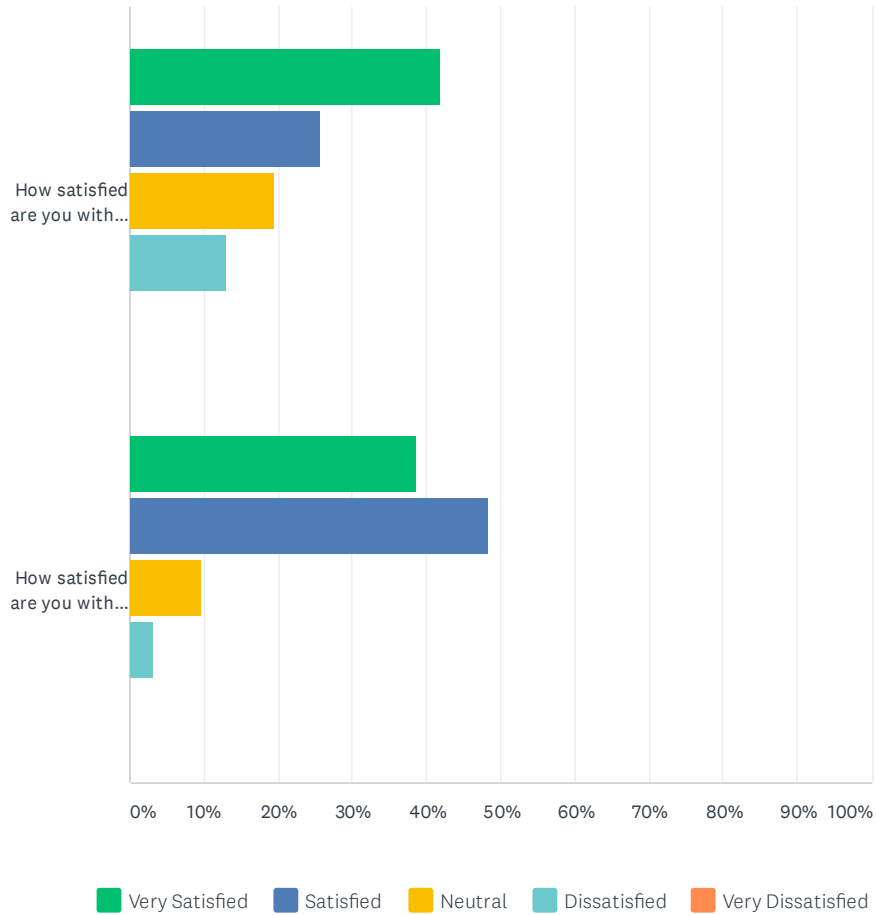
Answered: 30 Skipped: 1



ANSWER CHOICES	RESPONSES	
Year-round	76.67%	23
Seasonal	23.33%	7
TOTAL		30

### Q3 Overall,

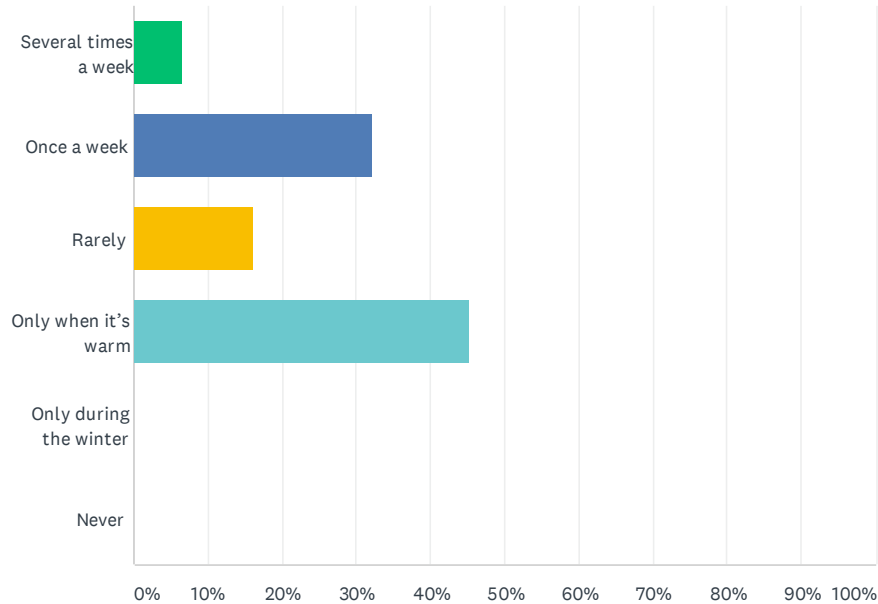
Answered: 31 Skipped: 0



	VERY SATISFIED	SATISFIED	NEUTRAL	DISSATISFIED	VERY DISSATISFIED	TOTAL	WEIGHTED AVERAGE
How satisfied are you with the present number of public parks and recreation facilities available in the DeTour area?	41.94% 13	25.81% 8	19.35% 6	12.90% 4	0.00% 0	31	3.97
How satisfied are you with the maintenance of public parks and recreation facilities available in the DeTour area?	38.71% 12	48.39% 15	9.68% 3	3.23% 1	0.00% 0	31	4.23

### Q4 Approximately how often during the past year did you, or members of your household, use or visit any public park or recreation facility in the DeTour area?

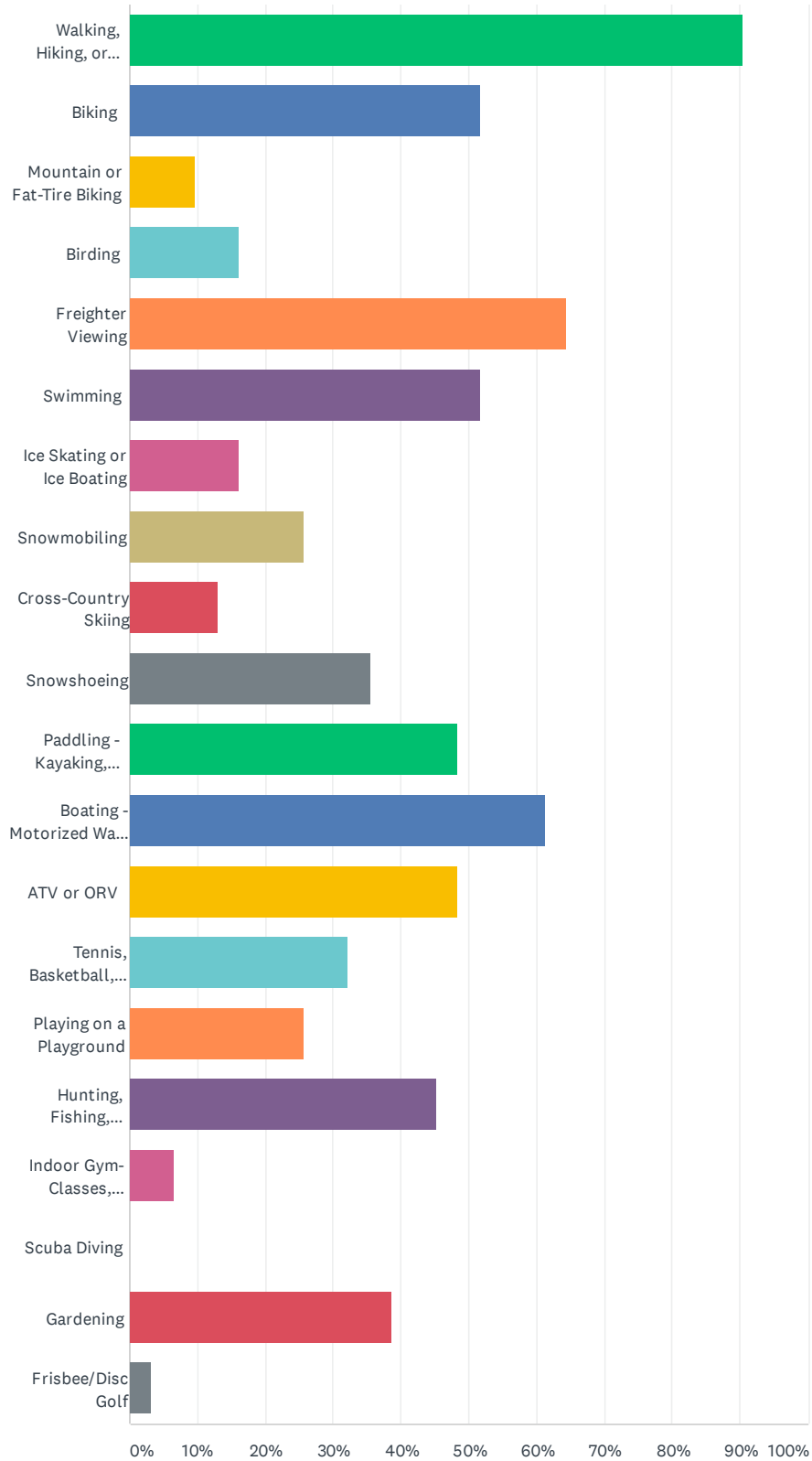
Answered: 31 Skipped: 0



ANSWER CHOICES	RESPONSES	
Several times a week	6.45%	2
Once a week	32.26%	10
Rarely	16.13%	5
Only when it's warm	45.16%	14
Only during the winter	0.00%	0
Never	0.00%	0
<b>TOTAL</b>		<b>31</b>

### Q5 What kind of activities do you engage in? (check all that apply)

Answered: 31 Skipped: 0

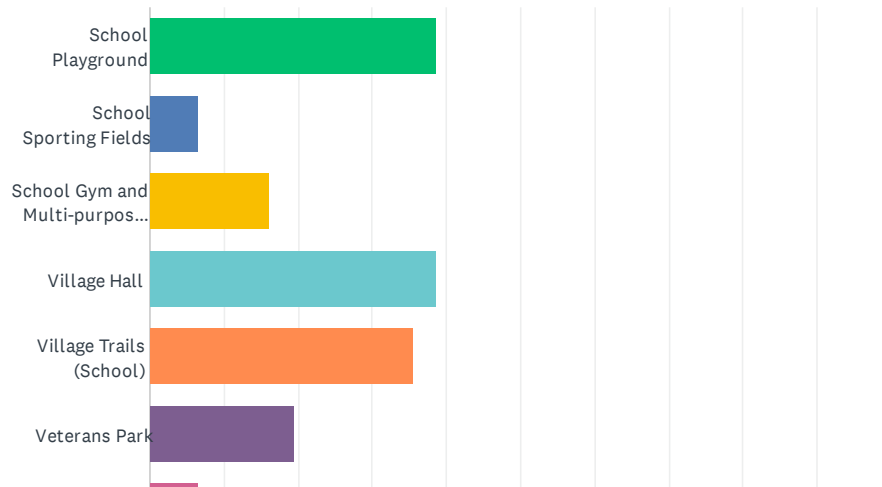


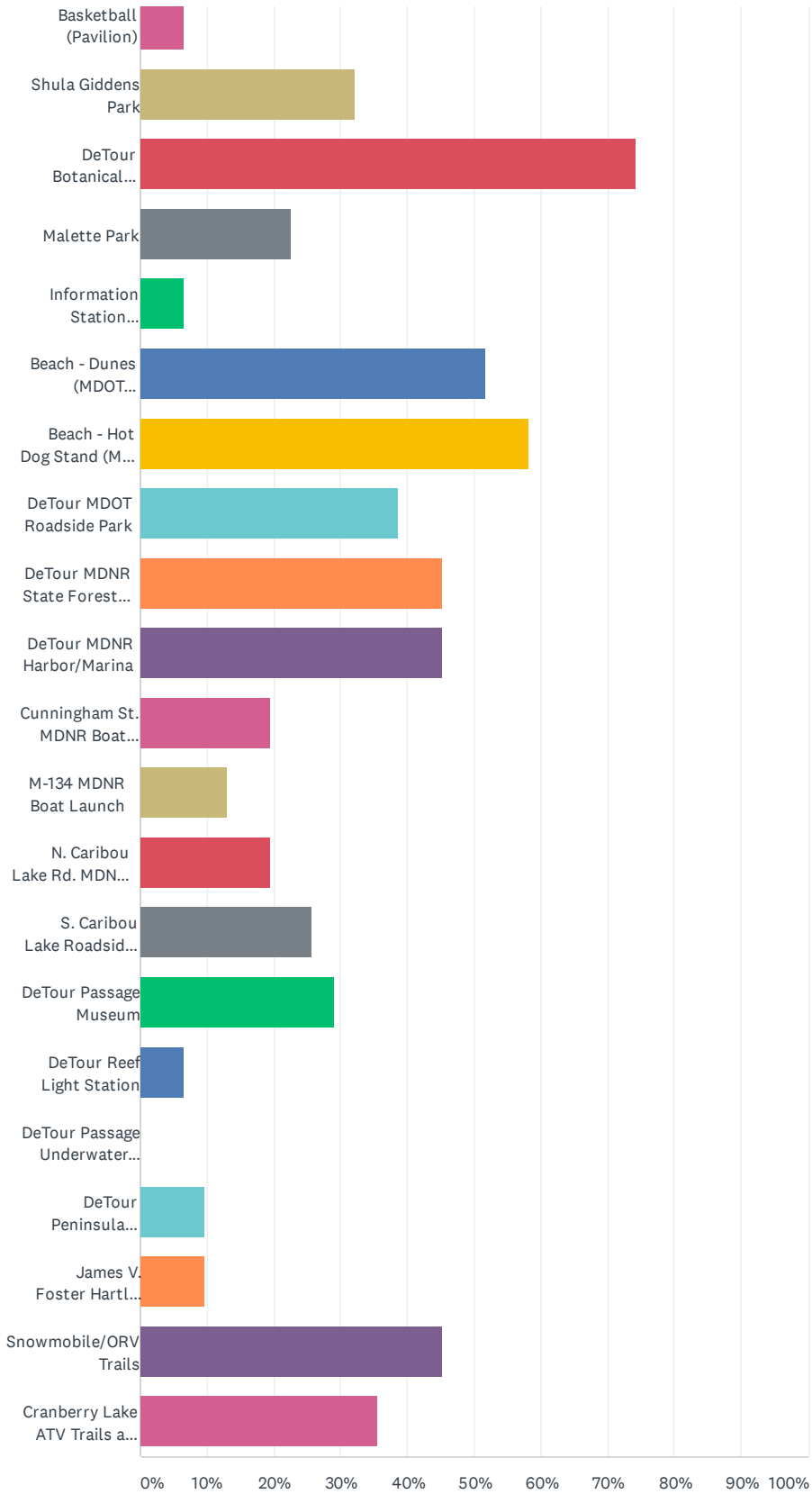
ANSWER CHOICES	RESPONSES
Walking, Hiking, or Running	90.32% 28
Biking	51.61% 16
Mountain or Fat-Tire Biking	9.68% 3
Birding	16.13% 5
Freighter Viewing	64.52% 20
Swimming	51.61% 16
Ice Skating or Ice Boating	16.13% 5
Snowmobiling	25.81% 8
Cross-Country Skiing	12.90% 4
Snowshoeing	35.48% 11
Paddling - Kayaking, Canoeing, SUP, Rowing, etc.	48.39% 15
Boating - Motorized Water Crafts, Sailing, Water Skiing, Wake-Boarding, etc.	61.29% 19
ATV or ORV	48.39% 15
Tennis, Basketball, Pickleball, Baseball, Softball, Volleyball or Other Court or Field-Based Sports	32.26% 10
Playing on a Playground	25.81% 8
Hunting, Fishing, Trapping, Shooting etc.	45.16% 14
Indoor Gym- Classes, Leagues etc.	6.45% 2
Scuba Diving	0.00% 0
Gardening	38.71% 12
Frisbee/Disc Golf	3.23% 1
Total Respondents: 31	

#	OTHER (PLEASE SPECIFY)	DATE
1	Picnicking	6/1/2020 10:11 PM
2	Walking through the Botanical Garden often	6/1/2020 6:28 PM

### Q6 Which parks or recreation facilities do you use frequently? (check all that apply)

Answered: 31 Skipped: 0



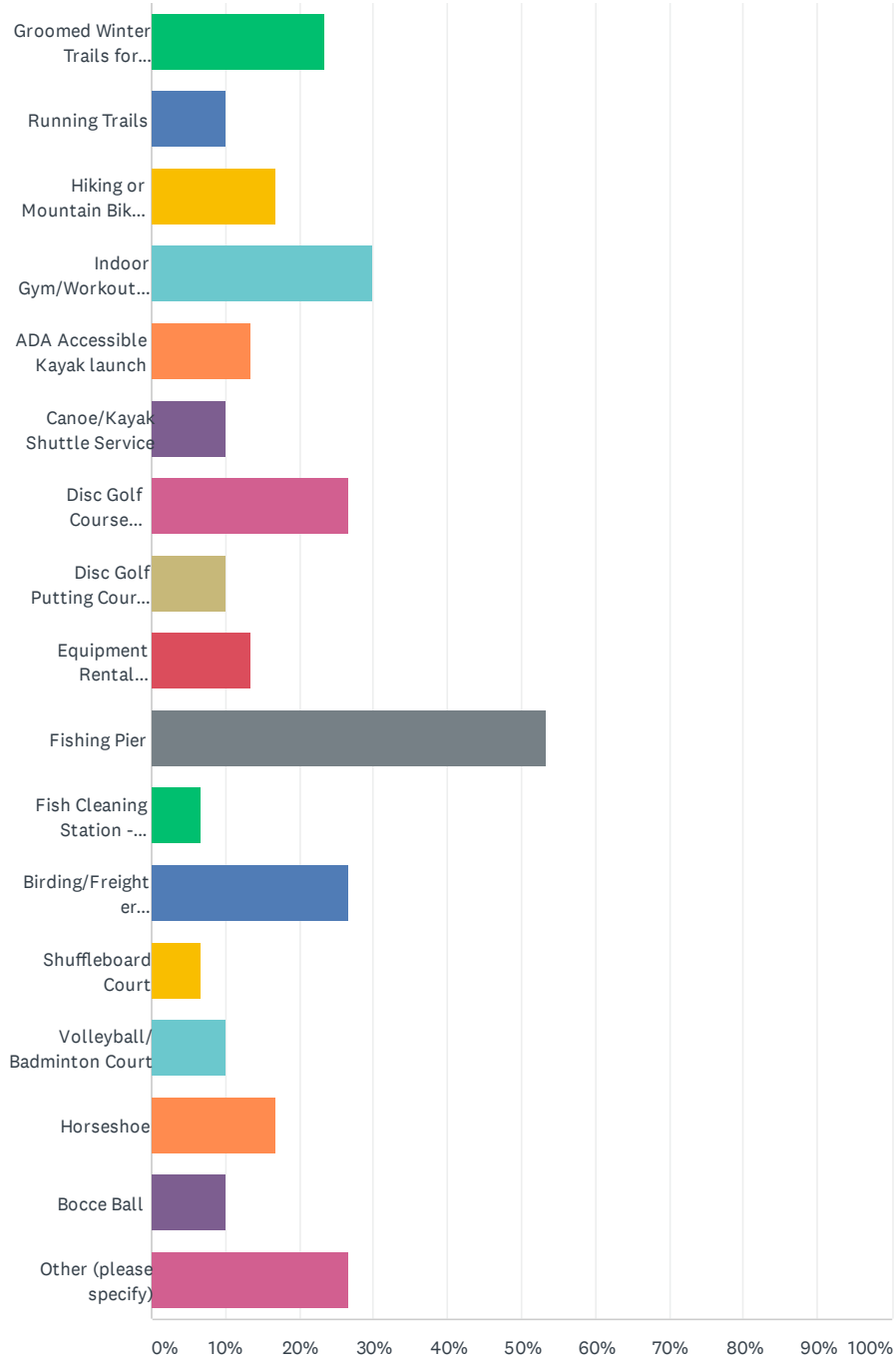


ANSWER CHOICES	RESPONSES	
School Playground	38.71%	12
School Sporting Fields	6.45%	2
School Gym and Multi-purpose Room	16.13%	5
Village Hall	38.71%	12
Village Trails (School)	35.48%	11
Veterans Park	19.35%	6
Basketball (Pavilion)	6.45%	2
Shula Giddens Park	32.26%	10
DeTour Botanical Gardens	74.19%	23
Malette Park	22.58%	7
Information Station (Turnout at Malette Park)	6.45%	2
Beach - Dunes (MDOT Turnaround)	51.61%	16
Beach - Hot Dog Stand (MDOT Turnaround)	58.06%	18
DeTour MDOT Roadside Park	38.71%	12
DeTour MDNR State Forest Campground	45.16%	14
DeTour MDNR Harbor/Marina	45.16%	14
Cunningham St. MDNR Boat Launch	19.35%	6
M-134 MDNR Boat Launch	12.90%	4
N. Caribou Lake Rd. MDNR Boat Launch	19.35%	6
S. Caribou Lake Roadside Park	25.81%	8
DeTour Passage Museum	29.03%	9
DeTour Reef Light Station	6.45%	2
DeTour Passage Underwater Preserve	0.00%	0
DeTour Peninsula Nature Preserve	9.68%	3
James V. Foster Hartley Lake Nature Preserve (S. Caribou Lake Road)	9.68%	3
Snowmobile/ORV Trails	45.16%	14
Cranberry Lake ATV Trails and Parking Area	35.48%	11
Total Respondents: 31		

#	OTHER (PLEASE SPECIFY)	DATE
1	Lighthouse Point Trail	6/4/2020 1:41 PM

**Q7 What additional recreational facilities does your community need?  
(check all that apply)**

Answered: 30 Skipped: 1



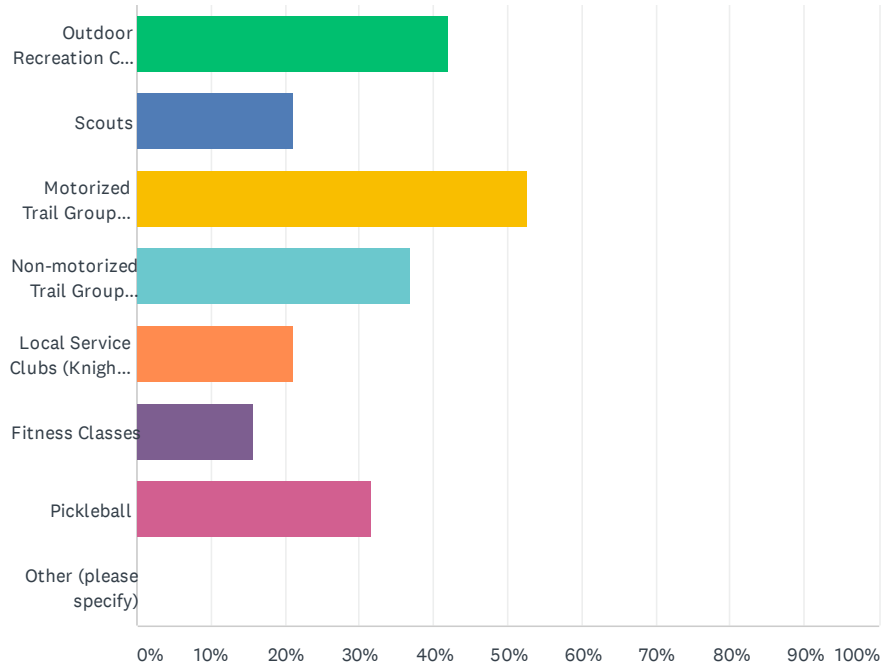


ANSWER CHOICES	RESPONSES	
Groomed Winter Trails for Cross Country Skiing, Snowshoeing or Fat-Tire Biking	23.33%	7
Running Trails	10.00%	3
Hiking or Mountain Biking Trails	16.67%	5
Indoor Gym/Workout Facility/Exercise Equipment	30.00%	9
ADA Accessible Kayak launch	13.33%	4
Canoe/Kayak Shuttle Service	10.00%	3
Disc Golf Course (Frisbee)	26.67%	8
Disc Golf Putting Course (Frisbee)	10.00%	3
Equipment Rental Opportunities	13.33%	4
Fishing Pier	53.33%	16
Fish Cleaning Station - Additional Location	6.67%	2
Birding/Freighter Viewing/Photography Platforms	26.67%	8
Shuffleboard Court	6.67%	2
Volleyball/ Badminton Court	10.00%	3
Horseshoe	16.67%	5
Bocce Ball	10.00%	3
Other (please specify)	26.67%	8
Total Respondents: 30		

#	OTHER (PLEASE SPECIFY)	DATE
1	Bike trail throughout Village and Township	7/20/2020 8:28 AM
2	Wider boat launch on N Caribou Lake Rd	6/15/2020 8:58 AM
3	Pickleball courts	6/4/2020 1:41 PM
4	Corn hole	6/1/2020 8:50 PM
5	Paved biking trails	6/1/2020 6:42 PM
6	A nice sandy maintained beach	6/1/2020 6:12 PM
7	Atv trails	6/1/2020 3:12 PM
8	Outdoor Pickleball Courts	6/1/2020 10:31 AM

**Q8 Do you or your family participate in the following recreational opportunities (check all that apply)**

Answered: 19 Skipped: 12

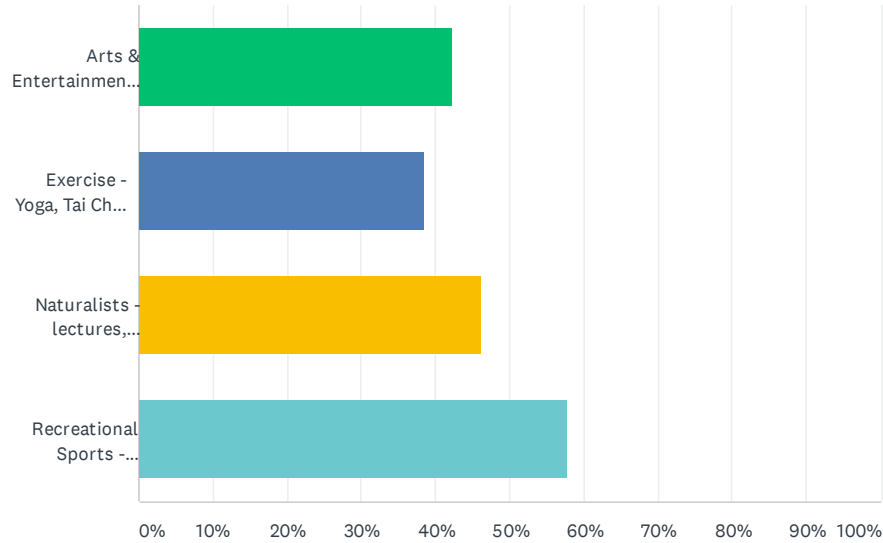


ANSWER CHOICES	RESPONSES	
Outdoor Recreation Club (Lighthouse Preservation, Gardening, Sportsmen)	42.11%	8
Scouts	21.05%	4
Motorized Trail Group (ORV, Snowmobiling)	52.63%	10
Non-motorized Trail Group (Hiking, Biking, Paddling)	36.84%	7
Local Service Clubs (Knights of Columbus)	21.05%	4
Fitness Classes	15.79%	3
Pickleball	31.58%	6
Other (please specify)	0.00%	0
Total Respondents: 19		

#	OTHER (PLEASE SPECIFY)	DATE
	There are no responses.	

### Q9 What recreation programs would you like to have in your municipality?

Answered: 26 Skipped: 5

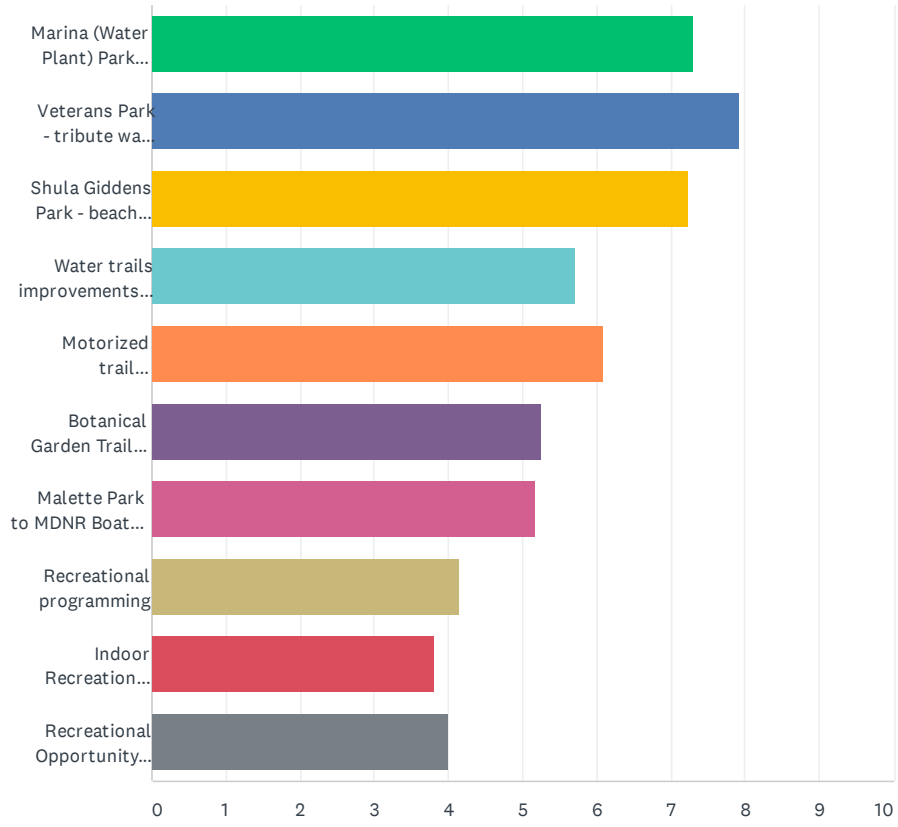


ANSWER CHOICES	RESPONSES
Arts & Entertainment - game playing, arts & crafts, music	42.31% 11
Exercise - Yoga, Tai Chi, Chair Exercises, Zumba	38.46% 10
Naturalists - lectures, nature walks	46.15% 12
Recreational Sports - softball, kickball, t-ball	57.69% 15
Total Respondents: 26	

#	OTHER (PLEASE SPECIFY)	DATE
	There are no responses.	

**Q10 In respect to recreation, over the next 5 years, where should the Village and Township direct its resources? (please rank with 1 as the highest priority)**

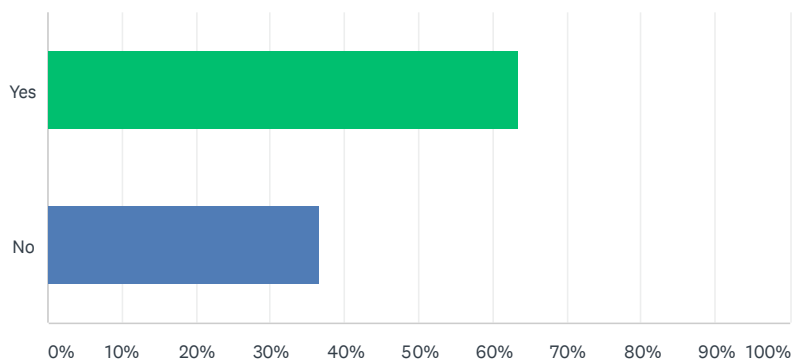
Answered: 31 Skipped: 0



	1	2	3	4	5	6	7	8	9	10	TOTAL
Marina (Water Plant) Park Concert Space (Exterior paint, awning, stage/cement pad for artists)	20.69% 6	27.59% 8	13.79% 4	6.90% 2	3.45% 1	10.34% 3	6.90% 2	3.45% 1	0.00% 0	6.90% 2	29
Veterans Park - tribute wall, flag circle, pathways, pickleball/basketball court	35.71% 10	21.43% 6	3.57% 1	14.29% 4	3.57% 1	14.29% 4	3.57% 1	0.00% 0	3.57% 1	0.00% 0	28
Shula Giddens Park - beach improvements for swimming/fishing	17.24% 5	17.24% 5	20.69% 6	10.34% 3	10.34% 3	10.34% 3	6.90% 2	3.45% 1	3.45% 1	0.00% 0	29
Water trails improvements and development (parking, storage lockers, launches, rustic camping, or other amenities)	4.00% 1	12.00% 3	8.00% 2	12.00% 3	24.00% 6	4.00% 1	20.00% 5	8.00% 2	0.00% 0	8.00% 2	25
Motorized trail improvements and development	12.50% 3	8.33% 2	12.50% 3	16.67% 4	8.33% 2	8.33% 2	8.33% 2	16.67% 4	8.33% 2	0.00% 0	24
Botanical Garden Trail expansion/improvements	0.00% 0	8.33% 2	25.00% 6	0.00% 0	4.17% 1	16.67% 4	20.83% 5	12.50% 3	8.33% 2	4.17% 1	24
Malette Park to MDNR Boat Launch Connection - expand parking lot, connecting wooden walkway	0.00% 0	12.00% 3	16.00% 4	4.00% 1	4.00% 1	20.00% 5	16.00% 4	12.00% 3	12.00% 3	4.00% 1	25
Recreational programming	7.69% 2	0.00% 0	3.85% 1	11.54% 3	11.54% 3	0.00% 0	11.54% 3	15.38% 4	26.92% 7	11.54% 3	26
Indoor Recreation Opportunities	3.70% 1	0.00% 0	3.70% 1	18.52% 5	7.41% 2	3.70% 1	0.00% 0	18.52% 5	22.22% 6	22.22% 6	27
Recreational Opportunity Promotion - cohesive Village signage, web page development, brochure printing	7.69% 2	3.85% 1	3.85% 1	3.85% 1	19.23% 5	7.69% 2	0.00% 0	7.69% 2	7.69% 2	38.46% 10	26

### Q11 Would you be willing to pay a nominal fee for entrance to improved parks and recreational facilities?

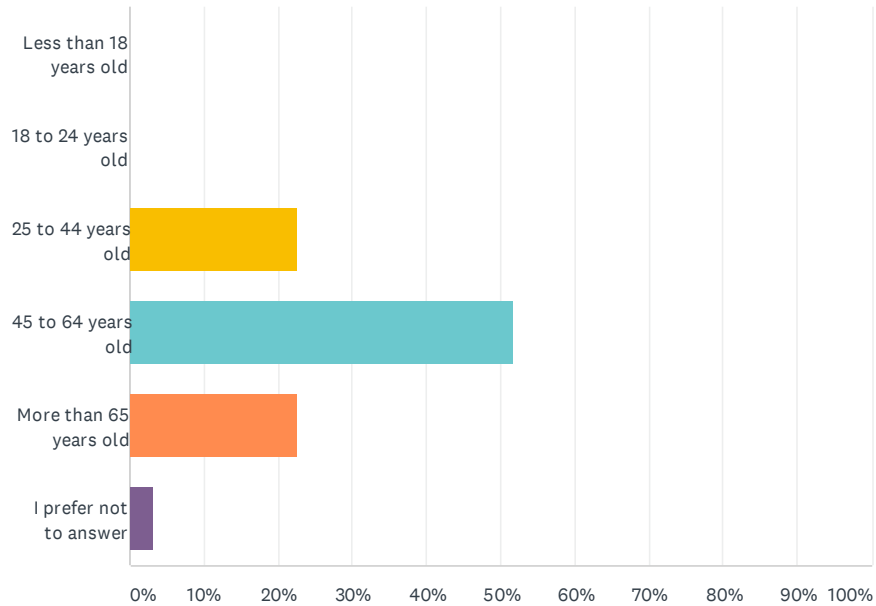
Answered: 30 Skipped: 1



ANSWER CHOICES	RESPONSES	
Yes	63.33%	19
No	36.67%	11
TOTAL		30

### Q12 What is your age?

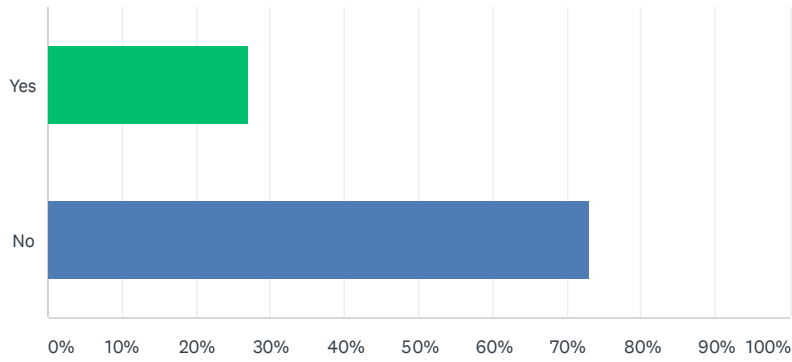
Answered: 31 Skipped: 0



ANSWER CHOICES	RESPONSES	
Less than 18 years old	0.00%	0
18 to 24 years old	0.00%	0
25 to 44 years old	22.58%	7
45 to 64 years old	51.61%	16
More than 65 years old	22.58%	7
I prefer not to answer	3.23%	1
TOTAL		31

### Q13 Are you interested in volunteering opportunities?

Answered: 26 Skipped: 5



ANSWER CHOICES	RESPONSES
Yes	26.92% 7
No	73.08% 19
Total Respondents: 26	

#	IF YES, CONTACT INFORMATION:	DATE
1		7/20/2020 8:33 AM
2		7/20/2020 8:28 AM
3		6/4/2020 1:41 PM

### Q14 Do you have any other ideas or suggestions?

Answered: 6 Skipped: 25

#	RESPONSES	DATE
1	To attract tourism people need places to stay and places to dine. Also some type of general store for clothes to fishing hooks. I know government money can't control that, but some very basic services are necessary to attract the spending public.	6/16/2020 8:54 AM
2	Preserve your beautiful lake views with freighter viewing . Expand picnic areas around ferry launch and boat launch with freighter viewing . Improve swimming beaches .	6/1/2020 10:11 PM
3	Veterans park pull down doors on cold windy days and maybe a couple of tall heaters	6/1/2020 8:50 PM
4	A paved walking/ bike trail a long side the road. To keep separate from traffic	6/1/2020 6:29 PM
5	When is the proposed bike trail going to be started?	6/1/2020 6:28 PM
6	Beach!	6/1/2020 6:12 PM